

Polar Lighting Poles

Polar Lighting Pole is a contemporary design that is both timeless and unique in its impression. Compact without visible mounting equipment and optimised integration, Polar is in perfect continuity with the geometric lines of the square column. These assemblies are ideal for surroundings of contemporary architectural constructions.

Features :

- This architecturally designed pole are structurally sound, engineered to withstand adverse conditions.
- All pole sections are welded using special v groove technique by certified welders using high end MIG welding processes.
- Built-in control box with service door including lock and safety chain.
- The control gear tray is prewired with MCB, terminal connectors for loop-in / loop-out arrangement.
- Coated with epoxy zinc phosphate primer and finished using environmentally stable polyurethane based paint.
- Integrated with 60W LED module and driver; suitable for operation on 240V, 50Hz single phase ac supply.

Benefits :

- High Brightness, LED Light source do not pose any environment risks.
- Designed for highest efficiency in terms of more lumens at reduced wattages contributing to a Greener World.
- Customised for your delight : Creating the entire product portfolio - Right from concept to completion, merging the best technology and practices in lighting.
- Setting new standards by offering IP68 level of protection. The solutions offered are backed by extensive understanding of illumination in urban spaces.
- The Fixture and the driver are designed to provide value technology ideally suited to Indian conditions.

Mounting Details

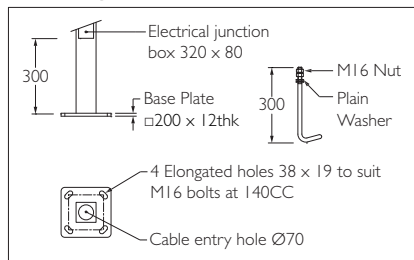


Fig.1

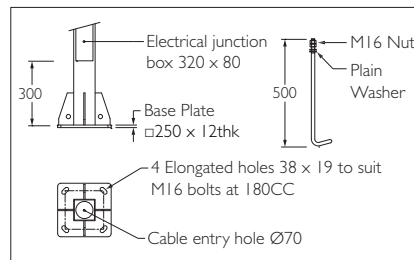


Fig.2

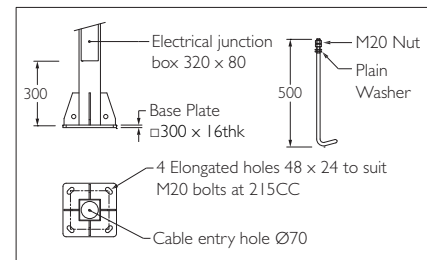
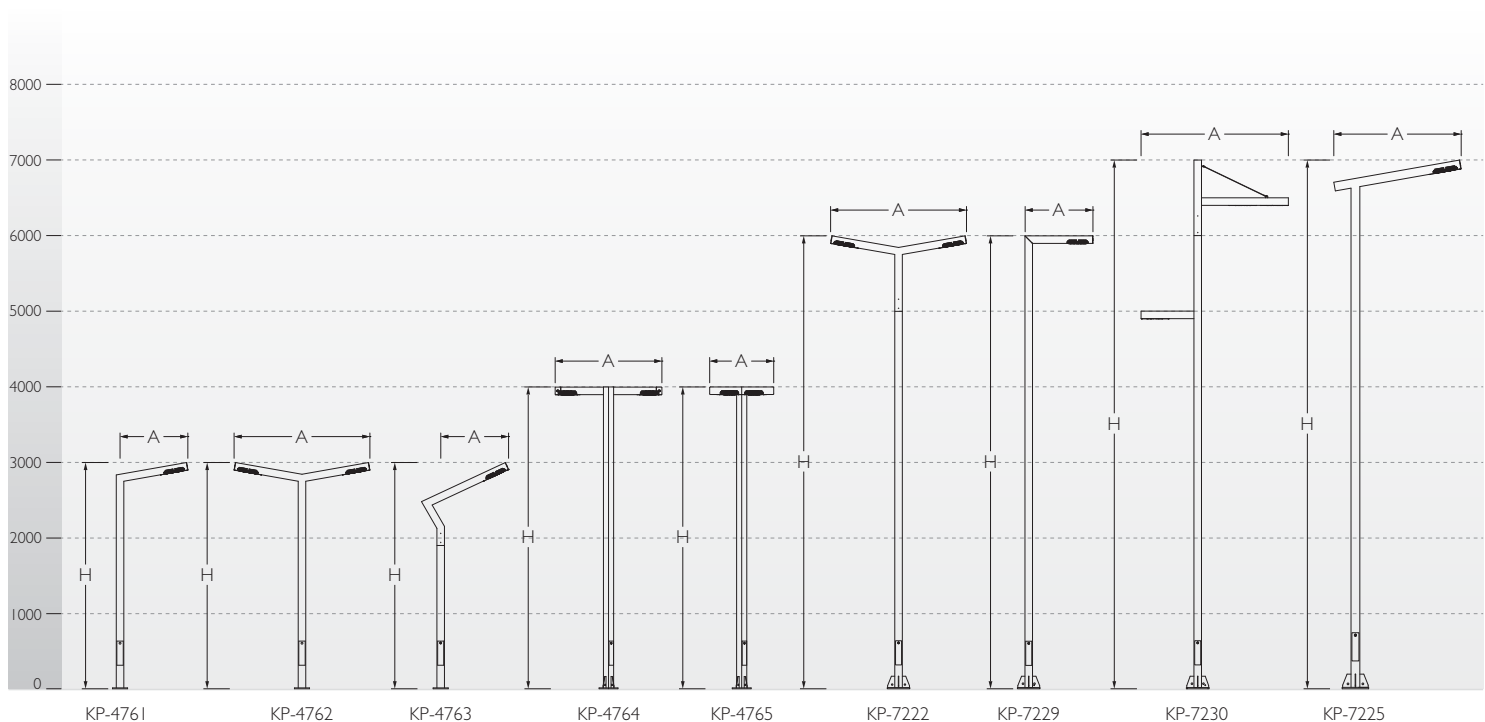


Fig.3

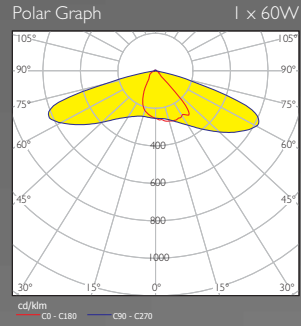


Limitless Possibilities

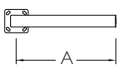


ID	Arms	Wattage	Height	Arm Length	Mounting
KP-4761	Single Arm	1 x 60W LED	3000	900	Fig.1
KP-4762	Double Arm	2 x 60W LED	3000	1800	Fig.1
KP-4763	L Arm	1 x 60W LED	3000	900	Fig.1
KP-4764	V Arm	2 x 60W LED	4000	1414	Fig.2
KP-4765	Square Arm	2 x 60W LED	4000	845	Fig.2
KP-7221	Single Arm	1 x 60W LED	6000	1145	Fig.3
KP-7222	Double Arm	2 x 60W LED	6000	1800	Fig.3
KP-7229	Single Arm	1 x 60W LED	6000	900	Fig.3
KP-7230	Asymmetrical Arm	3 x 60W LED	7000	1950	Fig.3
KP-7225	Single Arm	1 x 60W LED	7000	1145	Fig.3
KP-7226	Double Arm	2 x 60W LED	7000	1800	Fig.3

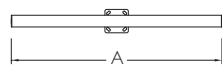
Photometric Data



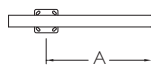
KP-4761



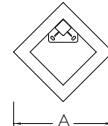
KP-4762



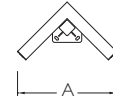
KP-4763



KP-4765



KP-4764



Polar Lighting Poles

