

- Trisha LED slim down lighter is the perfect fit for all indoor lighting applications.
- The housing is constructed from die-cast aluminium for better thermal management finished with white epoxy polyester powder coating.
- Interchangeable LED optics
- Die-casted aluminium trim ring with elegant appearance and varied finished
- Suitable for operation on 240V, 50Hz single phase ac supply.
- Available CCT WW : Warm White (3000K), CW : Cool White (6000K), NW : Neutral White (4000K).

Note : Luminaire housing to be ordered with required LED Module.



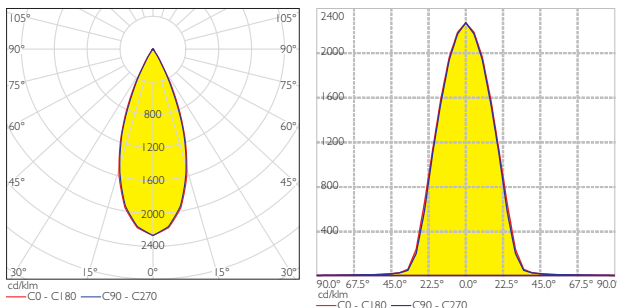
Area of Application

Lobbies & Foyers, Retail Sector, Corporate Office, Residential & Educational premises, Commercial & Business Centers, Hospitality Industry



ID	Wattage
8177	7W LED
8178	12W LED

KL-8177 7W LED Module

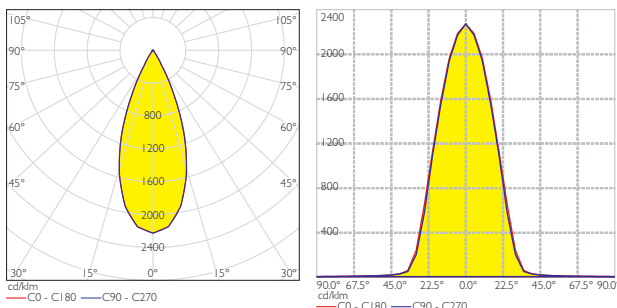


Lux Distance Curve

Illuminance at a Distance		
	Center Beam LUX	Beam Width
1m	1043.1 LUX	0.73m
2m	260.8 LUX	1.46m
3m	115.9 LUX	2.20m
4m	65.2 LUX	2.93m
5m	41.7 LUX	3.66m



KL-8178 12W LED Module



Lux Distance Curve

Illuminance at a Distance		
	Center Beam LUX	Beam Width
1m	1536.2 LUX	0.74m
2m	384.0 LUX	1.49m
3m	170.7 LUX	2.23m
4m	96.0 LUX	2.98m
5m	61.4 LUX	3.72m



Trisha - Glare Free



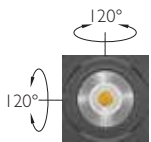
Trisha - Glare Free Single



Trisha - Glare Free Twin

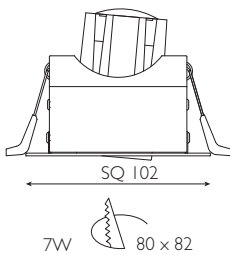


Trisha - Glare Free Triple



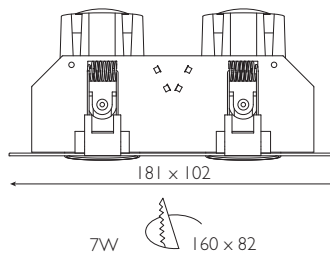
TRISHA-GLARE FREE 

ID : 7088



TRISHA-GLARE FREE TWIN 

ID : 7089



TRISHA-GLARE FREE TRIPLE 

ID : 7090

