




LED Underwater Luminaires

High efficiency LED underwater luminaire for illumination of medium and large swimming pools, water features and fountains revealing underwater architecture. Recessed and Surface mounted version is available with different wattage and optics creating special lighting effects.





Product Benefits

- High luminous efficiency at reduced wattage.
- A sleek and minimalist shape provides distinctive lighting effects for underwater architecture.
- Sustainable LED technology offers durability and optimal light output with low power consumption.

Area of Application

Fountain, swimming pools, water features and other similar applications

The luminous flux and the connected wattage quoted might change as a result of technical progress. For the latest technical information, Installation guidelines and product updates with LED service life please refer to the website at www.klite.in



Important Note : To ensure proper installation, kindly translate / communicate the installation instructions to a qualified electrician in their respective local language.

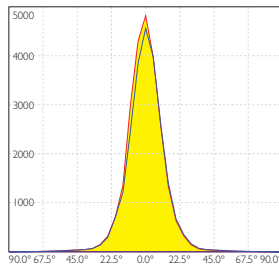
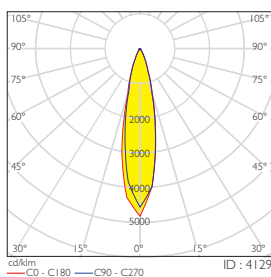


Technical Specifications

- Front cover & housing made of stainless steel grade 316.
- Silicone gasket.
- Toughened glass diffuser T=8mm
- IP-68 PG-11 copper with nickel coated cable gland
- Optical lens, efficiency ≥85%
- PCB made of excellent heat conductivity aluminium ≥2.0w/mk.
- Luminaire hard wired for single colour 2 × 1.0mm² / RGB 4 × 1.0mm² of 3mts water resistant cable with cable gland.
- 24Vdc product, requires remote power supply.
- Mechanical Resistance : IK09
- Temperature of water between -20°C~40°C less than 1 metre depth.
- Recommended installation depth 400 to 800mm under the water surface

ID	Voltage	Wattage
4129	24V dc	9 × 2W LED WW
4130	24V dc	9 × 2W LED RGB

Photometric Data

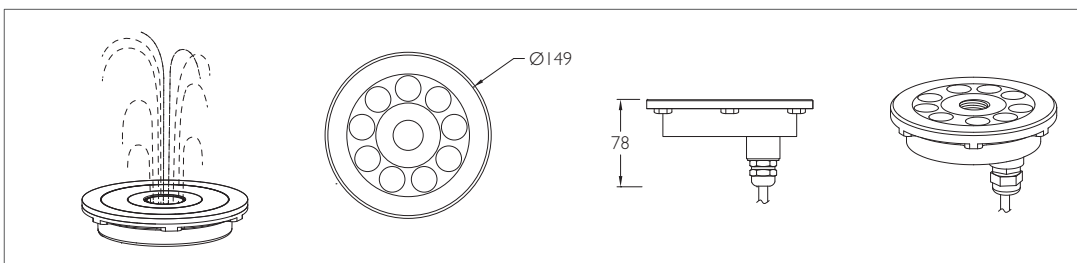


Lux Distance Curve

Center Beam LUX	Beam Width	
	V	H
2m	0.8 m	0.7 m
4m	1.6 m	1.5 m
6m	2.4 m	2.2 m
8m	3.2 m	3.0 m
10m	4.0 m	3.7 m
12m	4.7 m	4.4 m

Vert. Spread 22.4 Horiz. Spread 21.0

Product Dimension



Beam Angle

