



Sleek Bollard - Flat Top - Translucent

These environmental friendly sleek energy efficient garden & pathway luminaires, create a pleasant and symmetrical light distribution with a high degree of visual comfort. Clean Lines and pure form are the underlying elements of this series of bollards.

Technical Specifications

- Luminaire made of extruded aluminium alloy (grade 6063) with die-cast aluminium components and non corrosive SS fasteners.
- For optimum coordination with lighting situation, these luminaires can be supplied in three different mounting heights.
- Non yellowing UV stabilized translucent acrylic diffuser.
- Light emission 360 degree.
- Silicone gasket.
- Cast Iron mounting plate with an anchorage unit made out of hot dip galvanised steel for extra guarantee against corrosion. Luminaire can be aligned on the mounting plate around 360°.
- Cable entries for through-wiring of mains supply cable.
- Integral power supply
- Earth connection
- Safety class I
- Protection class IP 54
- CE - Conformity mark
- Suitable for operation on 240V, 50Hz single phase ac supply.

Product Benefits


- Sturdy construction in order to maintain performance of the luminaire and to reduce maintenance costs.
- Quick & simple installation.
- Dark sky compliant protects pedestrians from glare by preventing spill light above the horizontal plane.

Area of Application

Suitable for Residential & Public areas for Illuminating Driveways, Pathways, Flowerbeds, Entrances, Squares, Gardens and as well as landscape architecture.

Available Finish

Pure polyester powder coated Graphite grey / Black.



The luminous flux and the connected wattage quoted might change as a result of technical progress. For the latest technical information, Installation guidelines and product updates with LED service life please refer to the website at www.klite.in

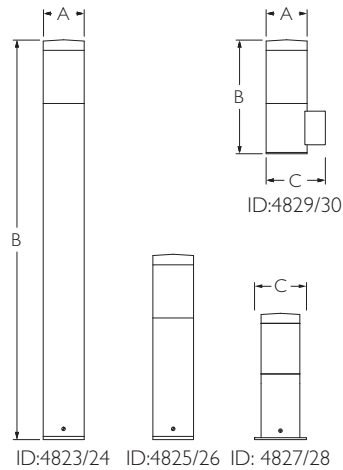


Important Note : To ensure proper installation, kindly translate / communicate the installation instructions to a qualified electrician in their respective local language.



Sleek Bollard - Flat Top - Translucent

ID	Wattage	A	B	C	Mounting
4823/24	8W LED / E27	Ø100	1005	--	Fig.1
4825/26	8W LED / E27	Ø100	475	--	Fig.1
4827/28	8W LED / E27	Ø100	325	Ø134	Fig.2
4829/30	8W LED / E27	Ø100	325	145	Fig.3



Mounting Details

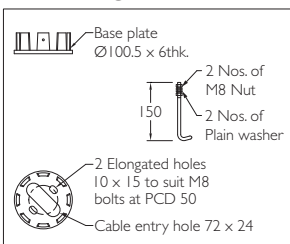


Fig.1

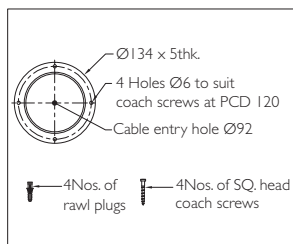


Fig.2

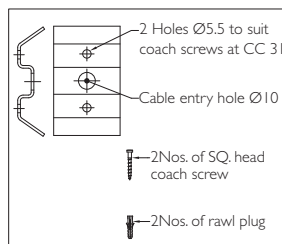


Fig.3