

Cubus surfaced mounted range of LED ceiling lights are a perfect fit for varied lighting applications. The die cast aluminium housing is ideal for better thermal management. Different wattage options make this luminaire versatile for indoor lighting solutions.

### Product Description

- LED ceiling surface mounted - Indoor luminaire with wide beam light distribution.
- Luminaire made of die-cast aluminium for better thermal management.
- Pressure die-cast aluminium inner ring with high purity aluminium reflector for uniform light distribution.
- Clear polycarbonate diffuser.
- High PF constant current LED driver.
- Cable entries for through-wiring of mains supply cable.
- Suitable for operation on 240V, 50Hz single phase ac supply.
- Ordering guide : KL-27349 - CCT ( Colour Temperature )
- Available CCT : 3000K, 4000K, 6500K.



### Product Benefits

- Attractive high quality housing and optics.
- Visual comfort with maximum energy saving
- Sturdy construction in order to maintain performance of the luminaire and to reduce maintenance costs.
- Quick & simple installation.
- Flexible deployment options with a wide spectrum of applications.

### Area of Application

Lobbies & Foyers, Retail Sector, Residential, Receptions, Internal passages, Commercial & Business Centers, etc.

### Available Finish

White epoxy polyester powder coating.





## Technical Specifications

### General

ID	: 27349
System Wattage	: 25W LED
Driver Integral	: Constant Current
Input Voltage	: 230-240Vac
Frequency	: 50-60Hz
Operating Voltage	: 100-277Vac
Operating Temperature	: -15°C~+50°C

### Physical

Body	: Die-Cast Aluminium
Optics	: High purity aluminium reflector
Diffuser	: Clear polycarbonate
Mounting	: Ceiling surface
Finish	: White epoxy polyester powder coating

### Light Source

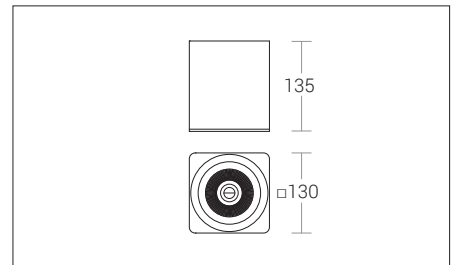

Light Source	: CITIZEN
CRI (Ra)	: >90
LED Colour Temperature	: 3000K / 4000K / 6500K

### Driver

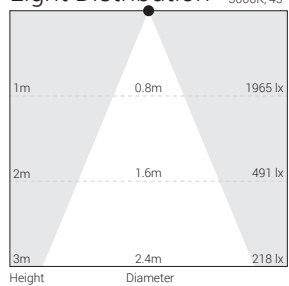
Power Supply	: Integral
Power Factor	: >0.9
THD	: <10%
Surge Protection	: 3KV
Efficiency	: >89%
Dimmable options	: Triac / Analog / Dali

### Optical Performance

Beam Angle	: 45° (Fixed)
------------	---------------



## Light Distribution





Technical Specifications

General

ID	: 27350
System Wattage	: 35W LED
Driver Integral	: Constant Current
Input Voltage	: 230-240Vac
Frequency	: 50-60Hz
Operating Voltage	: 100-277Vac
Operating Temperature	: -15°C~+50°C

Physical

Body	: Die-Cast Aluminium
Optics	: High purity aluminium reflector
Diffuser	: Clear polycarbonate
Mounting	: Ceiling surface
Finish	: White epoxy polyester powder coating

Light Source


Light Source	: CITIZEN
CRI (Ra)	: >90
LED Colour Temperature	: 3000K / 4000K / 6500K

Driver

Power Supply	: Integral
Power Factor	: >0.9
THD	: <10%
Surge Protection	: 4KV
Efficiency	: >87%
Dimmable options	: Triac / Analoge / Dali

Optical Performance

Beam Angle	: 50° (Fixed)
------------	---------------



Light Distribution

