

ID	DESCRIPTION	DIMENSION mm	PRICE Rs.
AQUAWASH			
3801	Twin 36W FTL (4') 1.22M Clear Acrylic Diffuser EB	Ø 168 x 1321	17130/-
3802	Twin 28W T-5 FTL Clear Acrylic Diffuser	Ø 168 x 1321	17130/-
3803	Twin 54W T-5 FTL Clear Acrylic Diffuser	Ø 168 x 1321	18140/-



3803


ID	DESCRIPTION	DIMENSION mm	PRICE Rs.
WALL PACK			
3804	Twin 28W T-5 FTL Clear Acrylic Diffuser	1264 x 184 x 127	11220/-
3805	Twin 54W T-5 FTL Clear Acrylic Diffuser	1264 x 184 x 127	12230/-



3805

NOTE : FTL : Fluorescent Tubular Lamp. EB : Electronic Ballast.

ID	DESCRIPTION	DIMENSION mm	PRICE Rs.
TUNNEL LIGHTING LUMINAIRE			
3991	Twin 28W T-5 FTL	1330 x 258 x 231	18640/-
3992	Twin 54W T-5 FTL	1330 x 258 x 231	19650/-



3991

ID	DESCRIPTION	DIMENSION mm	PRICE Rs.
TUNNEL LIGHTING LUMINAIRE			
3993	Four 28W T-5 FTL	1330 x 258 x 231	19630/-
3994	Four 54W T-5 FTL	1330 x 258 x 231	21650/-



3993

NOTE : FTL : Fluorescent Tubular Lamp.

ID	DESCRIPTION	DIMENSION mm	PRICE Rs.
DIPO			
3976	Single 250W MH-T E40 Base Lamp Integral	600 x 300 x 264	13380/-
3977	Single 250W HPSV-T E40 Base Lamp Integral	600 x 300 x 264	13380/-
3978	Single 400W MH-T E40 Base Lamp Integral	600 x 300 x 264	14750/-
3979	Single 400W HPSV-T E40 Base Lamp Integral	600 x 300 x 264	14750/-








3976

ID	DESCRIPTION	DIMENSION mm	PRICE Rs.
TIPO			
3971	Single 250W MH-T E40 Base Lamp Integral	633 x 308 x 290	19540/-
3972	Single 250W HPSV-T E40 Base Lamp Integral	633 x 308 x 290	19540/-
3973	Single 400W MH-T E40 Base Lamp Integral	633 x 308 x 290	20910/-
3974	Single 400W HPSV-T E40 Base Lamp Integral	633 x 308 x 290	20910/-



3973

NOTE : MH-T : Metal Halide Tubular Lamp. HPSV-T : High Pressure Sodium Vapour Tubular Lamp. Supplied with super imposed Ignitor.

ID	DESCRIPTION	DIMENSION mm	PRICE Rs.
AVIATION OBSTRUCTION GLS			
6639	○ Single 100W GLS Lamp	Ø 210 x 207	2500/-
			
6640	○ Twin 100W GLS Lamp	470 x 170 x 260	4630/-
			
AVIATION OBSTRUCTION NEON			
6644	✘ Single Neon Lamp	Ø 232 x 380	9120/-
			
6645	✘ Twin Neon Lamp	732 x 232 x 775	21360/-
			
AVIATION OBSTRUCTION LED			
6648	✘ 240V, 12W, LED Cluster Integral with built-in Power supply unit	Ø 125 x 325	10750/-
			
6649	✘ 240V, 2 x 12W, LED Cluster Integral with built-in Power supply unit	690 x 125 x 718	24070/-
			

NOTE : GLS : General Lighting Service. LED : Light Emitting Diode. ✘ Suitable for mounting on 60mm OD pipe. ○ Suitable for mounting on 22mm OD pipe.