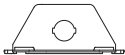
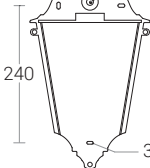


K-LITE

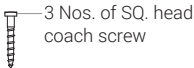


110

Cable entry hole $\text{\O}12$



240



3 Nos. of SQ. head
coach screw



3 Nos. of rawl plug

3 Nos. of 11x5 slot Holes

W40